



HD HYUNDAI CONSTRUCTION EQUIPMENT

HX48Az SPECIFICATIONS

Net Power
37.7 hp (28.1 kW)
at 2,200 rpm

Operating Weight
Cabin:
11,380 lb (5,160 kg)
Canopy:
11,020 lb (5,000 kg)

Bucket Digging Force (ISO)
8,409 lbf
(3,814 kgf)

Arm Digging Force (ISO)
5,359 lbf
(2,430 kgf)

ENGINE			
Model	YANMAR / 4TNV88C		
Emissions certification	Tier 4 Final		
Output	SAE	J1995 (gross)	39 hp (29.1 kW) @ 2,200 rpm
		J1349 (net)	37.7 hp (28.1 kW) @ 2,200 rpm
Displacement	cu. in. (cc)	133.64 (2,190)	
Number of cylinders	4		
Bore × Stroke	in. (mm)	3.46 (88) × 3.51 (90)	

HYDRAULIC SYSTEM			
Pump type	Load sensing system		
Maximum flow	gal. (L)/min	26.2 (99.00)	
Maximum pressure	psi (bar)	3,613 (254)	
AUXILIARY HYDRAULICS			
1st aux.	Flow	gpm (lpm)	21.1 (79.9)
	Pressure	psi (bar)	3,613 (254)
2nd aux.	Flow	gpm (lpm)	10.1 (40.0)
	Pressure	psi (bar)	3,613 (254)

HYDRAULIC MOTORS			
Travel	Two fixed-displacement axial piston motors		
Swing	Fixed-displacement axial piston motor		
RELIEF VALVE SETTINGS			
Implement circuits	3,699 (260)		
Travel circuit	psi (bar)	3,280 (230)	
Swing circuit	2,990 (210)		

HYDRAULIC CYLINDERS			
Number of cylinders. Bore × diameter × stroke	Boom cylinder	in (mm)	1 - 3.74 × 2.17 × 25.31 (95 × 55 × 643)
	Arm cylinder		1 - 3.15 × 1.97 × 27.95 (80 × 50 × 710)
	Bucket cylinder		1 - 2.95 × 1.77 × 23.23 (75 × 45 × 590)
	Boom swing cylinder		1 - 3.15 × 1.97 × 20.67 (80 × 50 × 525)
	Dozer cylinder		1 - 4.53 × 2.36 × 8.35 (115 × 60 × 212)
	Angle dozer cylinder		1 - 4.53 × 2.36 × 8.35 (115 × 60 × 212)
	Angle swing cylinder		1 - 3.74 × 1.77 × 13.19 (95 × 45 × 335)

TRAVEL SYSTEM			
Drive motor	Two fixed-displacement axial piston motors		
Reduction system	2-stage planetary		
Max. travel speed	Low	mph (kph)	2.05 (3.3)
	High	mph (kph)	3.04 (4.9)
Gradeability	degrees (%)	35° (70%)	
Parking brake	Automatic, spring applied hydraulic released		
Traveling and steering	Two levers with pedals		
Engine throttle	Electric, dial type		

SWING SYSTEM			
Swing motor	Fixed-displacement axial piston motor		
Swing reduction	2-stage planetary		
Swing brake	Automatic, spring applied hydraulic released		
Swing speed	rpm	9.9	

SERVICE REFILL CAPACITIES			
Fuel tank	17.6 (66.8)		
Engine coolant	12.4 (46.8)		
Engine oil	gal. (ℓ)	2.5 (9.5)	
Hydraulic tank	1.8 (7)		
Hydraulic system	9.5 (36)		

UNDERCARRIAGE			
No. of upper rollers on each side	1		
No. of lower rollers on each side	4		

OPERATING WEIGHT			
Cabin	Operating weight	lb (kg)	11,380 (5,160)
	Ground pressure	psi (kgf/cm ²)	4.92 (0.35)
Canopy	Operating weight	lb (kg)	11,020 (5,000)
	Ground pressure	psi (kgf/cm ²)	4.76 (0.34)

● Standard / ○ Option

ENGINE	
Electronically controlled Yanmar engine	●
Double-element air filter	●
Auto-idling system	●
Water separator with filter	●
HYDRAULIC SYSTEM	
Load-sensing hydraulic system	●
Two-speed travel with auto-shift	●
Floating dozer blade	●
Angle dozer blade	○
Pressure accumulator	●
Proportional aux. control	●
1-way aux. hydraulic line for breaker	●
2-way aux. hydraulic line for grapple	●
4-way aux. hydraulic line for rotating	○
Divert valve for 2-way hydraulic	●
Adjustable aux. flow on cluster	●
CABIN	
ROPS (Roll-Over Protective Structure, ISO3471)	●
OPS (Operator Protective Structure) Level 1	●
FOG (Falling Object Guard)	○
Adjustable mechanical suspension seat	●
Retractable seatbelt with warning alarm	●

CABIN	
Heating and air conditioning	●
Travel levers with foot pedals	●
Emergency hammer for exit	●
Power-assisted front window	●
Rearview camera	○
Travel alarm	●
LED beacon lamp	○
5" IP68-rated dust- and waterproof digital cluster	●
Radio with USB	●
12 V power socket	●
Side and rear mirrors	●
Cup holder	●
Pattern change valve inside cabin	●
Horn	●
CANOPY	
ROPS (Roll-Over Protective Structure, ISO3471)	●
OPS (Operator Protective Structure) Level 1	○
Adjustable mechanical suspension seat	●
Retractable seatbelt with warning alarm	●
Travel levers with foot pedals	●
5" IP68-rated dust- and waterproof digital cluster	●
12 V power socket	●

CANOPY	
Side mirror	●
Cup holder	●
Horn	●
WORKING EQUIPMENT	
Zero-tail	●
Boom swing function	●
Arm with thumb bracket	●
Long arm	○
Hyundai quick coupler	●
Quick coupler piping	●
Additional counterweight	●
Safety valves for boom/arm	○
Overload warning alarm	○
Travel and swing motor	●
1 LED work light on boom	●
2 LED work lights on cabin	●
UNDERCARRIAGE	
Rubber track	●
Steel track	○
Interchangeability between rubber and steel track	●
TELEMATICS	
Hi MATE-Mobile (4G) Type	●

* Standard and optional equipment may vary. Contact your Hyundai dealer for more information. The machine may vary according to International standards.

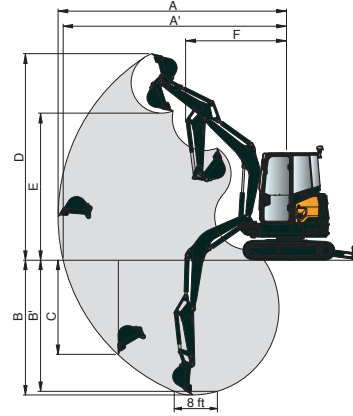
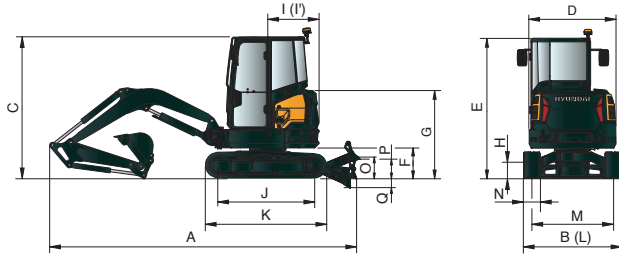
* The photos may include attachments and optional equipment that are not available in your area.

* Materials and specifications are subject to change without advance notice.

* All imperial measurements rounded off to the nearest pound or inch.

DIMENSIONS & WORKING RANGE

HX48Az



DIMENSIONS

Operating weight (cabin)	lb (kg)	11,900 (5,400)
A Overall length		18' 0" (5,493)
B Overall width		6' 7" (2,000)
Overall width with dozer		6' 7" (2,000)
C Overall height		8' 6" (2,580)
D Overall width of upper structure		6' 1" (1,850)
E Overall height of cab		8' 6" (2,580)
F Ground clearance of counterweight		2' 0" (608)
G Overall height of engine hood		5' 3" (1,605)
H Minimum ground clearance		0' 9" (225)
I Rear-end distance	ft in (mm)	3' 6" (1,075)
I' Rear-end swing radius		3' 6" (1,075)
J Distance between tumblers		6' 7" (2,000)
K Undercarriage length (without grouser)		7' 3" (2,214)
L Undercarriage width		6' 7" (2,000)
M Track gauge		5' 3" (1,600)
N Track shoe width, standard		1' 4" (400)
O Height of blade		1' 4" (400)
P Ground clearance of blade up		1' 7" (485)
Q Depth of blade down		2' 2" (670)
Swing speed	rpm	10.08
Gradeability	Degree (%)	35° (70%)
Max traction force	lb (kg)	10,250 (4,650)

WORKING RANGE

A Max digging reach		20' 1" (6,110)
A' Max digging reach on ground		19' 7" (5,970)
B Max digging depth		11' 11" (3,620)
B' Max digging depth (8 ft level)	ft in (mm)	10' 8" (3,240)
C Max vertical wall digging depth		5' 10" (1,790)
D Max digging height		18' 7" (5,670)
E Max dumping height		12' 3" (3,740)
F Min swing radius		8' 4" (2,540)

DIGGING FORCE

Bucket digging force	SAE	kN	33.1
		kgf	3,370
		lbf	7,430
		kN	37.4
Arm crowd force	ISO	kgf	3,814
		lbf	8,409
		kN	23.1
		kgf	2,357
	SAE	lbf	5,196
		kN	23.8
		kgf	2,430
		lbf	5,359

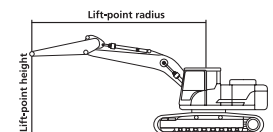
LIFTING CAPACITY

Cabin, 9' 2" (2.8 m) boom, 4' 7" (1.4 m) arm, 16" (400 mm) rubber track, no bucket, dozer down position. Rating over front . Rating over side or 360 degree

Lift-point height ft (m)	Lift-point radius								At maximum reach		
	6.6 ft (2.0 m)		9.8 ft (3.0 m)		13.1 ft (4.0 m)		16.4 ft (5.0 m)		Capacity	Reach	
											ft (m)
13.1 ft (4.0 m)	lb								*2470	2050	13.0 (3.97)
	kg								*1120	930	
9.8 ft (3.0 m)	lb			*2380	2030				*2400	1570	15.4 (4.68)
	kg			*1080	920				*1090	710	
6.6 ft (2.0 m)	lb		*3700	3040	*2760	1960	*2450	1390	*2360	1370	16.5 (5.03)
	kg		*1680	1380	*1250	890	*1110	630	*1070	620	
3.3 ft (1.0 m)	lb		*4980	2840	*3240	1870	*2580	1370	*2490	1300	16.8 (5.12)
	kg		*2260	1290	*1470	850	*1170	620	*1130	590	
0.0 ft (0.0 m)	lb		*5380	2760	*3510	1830			*2600	1370	16.3 (4.95)
	kg		*2440	1250	*1590	830			*1180	620	
-3.3 ft (-1.0 m)	lb	*5250	*5250	*5000	2760	*3350	1810		*2670	1540	14.8 (4.51)
	kg	*2380	*2380	*2270	1250	*1520	820		*1210	700	
-6.6 ft (-2.0 m)	lb	*6060	5620	*3770	2820				*2600	2140	12.0 (3.65)
	kg	*2750	2550	*1710	1280				*1180	970	

- Lifting capacities are based on ISO 10567.
- Lifting capacities of HX-A series do not exceed 75% of tipping load with the machine on firm, level ground or 87% of full hydraulic capacity.
- The lift-point is bucket pivot mounting pin on the arm (without bucket mass).
- (*) indicates load limited by hydraulic capacity.

Specifications and features are subject to change without notice.



6100 Atlantic Blvd., Norcross, GA 30071
TEL (678) 823-7777 FAX (678) 823-7778



Printed in U.S.A.



HX48Az-EX-SP 6/2024 AS v3