



HYUNDAI CONSTRUCTION EQUIPMENT

HX17Az SPECIFICATIONS

Net Power
16 hp (11.9 kW)
at 2,400 rpm

Operating Weight
4,370 lb (1,980 kg)

Bucket Digging Force (ISO)
3,668 lbf (1,664 kgf)

Arm Digging Force (ISO)
2,057 lbf (933 kgf)

ENGINE

Model	KUBOTA D902		
Emissions certification	Tier 4 Final		
Rated Flywheel SAE power	J1995 (gross)	16.2 hp (12.1 kW)	at 2400 rpm
	J1349 (net)	16.0 hp (11.9 kW)	at 2400 rpm
Displacement	54.8 in ³ (898 cc)		
Number of cylinders	4		
Bore × stroke	2.83" × 2.90" (72 mm × 73.6 mm)		
Aspiration	Natural		

HYDRAULIC SYSTEM

MAIN PUMP

Type	Variable-displacement tandem axis piston pumps		
Max. flow	gpm (lpm)	4.7 (17.3)	× 2
Max. pressure	psi (bar)	2,990	(206)

AUXILIARY HYDRAULICS

2-way	Flow	gpm (lpm)	7.3 (27.7)
	Pressure	psi (bar)	5,604 (386)

HYDRAULIC MOTORS

Travel	Two fixed-displacement axial piston motors		
Swing	Fixed-displacement axial piston motor		

RELIEF VALVE SETTING

Implement circuits	psi (bar)	2,987 (206)
Travel circuit	psi (bar)	2,990 (206)
Swing circuit		2,350 (162)

HYDRAULIC CYLINDERS

Number of cylinders. Bore × diameter × stroke	Boom cylinder	in (mm)	1 - 2.3 × 1.5 × 18.7 (60 × 40 × 476)
	Arm cylinder		1 - 2.3 × 1.5 × 15.5 (60 × 40 × 393)
	Bucket cylinder		1 - 2.1 × 1.3 × 13.5 (55 × 35 × 345)
	Boom swing cylinder		1 - 2.1 × 1.1 × 13.9 (55 × 30 × 355)
	Dozer cylinder		1 - 2.5 × 1.1 × 3.6 (65 × 30 × 93)

ENGINE

Mechanically controlled Kubota engine	●
Double-element air filter	●
Water separator with filter	●

HYDRAULIC SYSTEM

Open-center hydraulic system	●
Two-speed travel with auto-shift	●
Floating dozer blade	●
Pressure accumulator	●
Proportional aux. control	●
1-way aux. hydraulic line for breaker	●
2-way aux. hydraulic line for grapple	●
Pattern-change valve	●

CANOPY

Canopy	●
ROPS (Roll-Over Protective Structure, ISO 3471)	●
Adjustable mechanical suspension seat	●
Travel levers without foot pedal	●
Travel alarm	●
LED beacon lamp	○

TRAVEL SYSTEM

Drive motor	2 fixed-displacement axial piston motors	
Reduction system	2-stage planetary	
Max. travel speed	Low	1.37 mph (2.21 km/h)
	High	2.54 mph (4.09 km/h)
Gradeability	35° (70%)	

CONTROLS

Travel and steering	Two levers
Engine throttle	Mechanical, cable type

SWING SYSTEM

Swing motor	Fixed-displacement axial piston motor
Swing reduction	2-stage planetary
Swing speed	Automatic, spring applied hydraulic released
Swing brake	9.16 rpm

SERVICE REFILL CAPACITIES

Fuel tank	gal (ℓ)	5.2 (19.5)
Engine coolant		1.4 (5.4)
Engine oil		1 (3.7)
Hydraulic tank		12.1 (3.2)

UNDERCARRIAGE

Center frame is integrally welded with reinforced box-section track frames. The undercarriage includes lubricated rollers, track adjusters with shock absorbing springs and sprockets, and rubber shoes.

Track frame	Variable undercarriage
No. of track rollers on each side	3

OPERATING WEIGHT

Operating weight, including 5' 9" (1.75 m) boom, 4' 0" (1.23 m) arm, SAE heaped 0.05 yd³ (0.04 m³) excavator bucket, 35.4" (900 mm) rubber track, lubricant, coolant, full fuel tank, hydraulic tank, counterweight and the standard equipment.

Operating weight (canopy)	4,370 lb (1,980 kg)
Ground pressure (canopy)	4.38 psi (0.31 kgf/cm ²)

● Standard / ○ Option

CANOPY

5" IP68-rated dust- and waterproof digital cluster	●
12 V power socket	●
Cup holder	●
Horn	●

WORKING EQUIPMENT

Zero-tail swing	●
Boom swing function	●
Arm with thumb bracket	●
Long arm	●
Hyundai quick coupler	●
Quick coupler piping	●
Additional counterweight	●
Travel and swing motor with disc brake	●
1 LED work light on boom	●

UNDERCARRIAGE

Retractable undercarriage with foldable dozer	●
Rubber track	●

TELEMATICS

Hi MATE—mobile (4G) type	●
--------------------------	---

* Standard and optional equipment may vary. Contact your Hyundai dealer for more information. The machine may vary according to International standards.

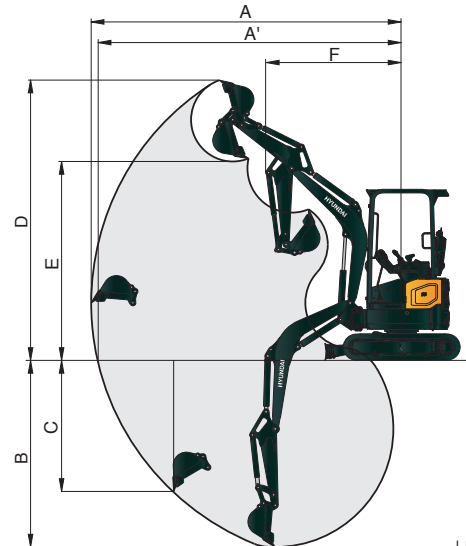
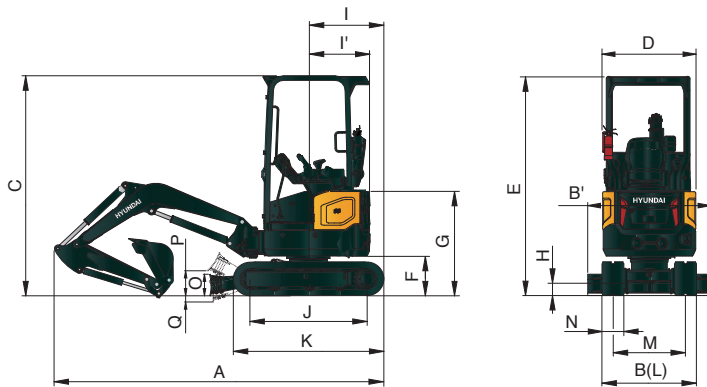
* The photos may include attachments and optional equipment that are not available in your area.

* Materials and specifications are subject to change without advance notice.

* All imperial measurements rounded off to the nearest pound or inch.

DIMENSIONS & WORKING RANGE

HX17Az



Unit: ft in (mm)

DIMENSIONS		Unit: ft in (mm)	
A	Overall length	11' 6"	(3,531)
B	Overall width (extension crawler)	3' 3" ~ 4' 3"	(994 ~ 1290)
B'	Overall width with dozer (extension crawler)	3' 3" ~ 4' 3"	(994 ~ 1294)
C	Overall height	7' 7"	(2,320)
D	Overall width of upper structure	3' 3"	(980)
E	Overall height of cab	7' 7"	(2,320)
F	Ground clearance of counterweight	1' 4"	(415)
G	Overall height of engine hood	3' 7"	(1,095)
H	Minimum ground clearance	0' 6"	(150)
I	Rear-end distance	2' 1"	(645)
I'	Rear-end swing radius	2' 1"	(645)
J	Distance between tumblers	4' 0"	(1,230)
K	Undercarriage length (without grouser)	5' 2"	(1,580)
L	Undercarriage width (extension crawler)	3' 3" ~ 4' 3"	(994 ~ 1290)
M	Track gauge (extension crawler)	2' 6" ~ 3' 6"	(764 ~ 1060)
N	Track shoe width, standard	0' 9"	(230)
O	Height of blade	0' 9"	(225)
P	Ground clearance of blade up	0' 7"	(183)
Q	Depth of blade down	0' 9"	(222)

WORKING RANGE	STD ARM	LONG ARM	
A	Max digging reach	12' 10" (3,910)	13' 5" (4,100)
A'	Max digging reach on ground	12' 6" (3,820)	13' 2" (4,010)
B	Max digging depth	7' 4" (2,240)	8' 0" (2,440)
B'	Max digging depth (8 ft level)	5' 3" (1,600)	6' 2" (1,880)
C	Max vertical wall digging depth	5' 9" (1,750)	6' 4" (1,940)
D	Max digging height	12' 3" (3,730)	12' 8" (3,870)
E	Max dumping height	8' 9" (2,670)	9' 3" (2,810)
F	Min swing radius	5' 2" (1,580)	5' 5" (1,645)

DIGGING FORCE			
Bucket digging force		kN	14
	SAE	kgf	1,436
		lbf	3,167
		kN	16
	ISO	kgf	1,664
		lbf	3,668
Arm crowd force		kN	9
	SAE	kgf	899
		lbf	1,981
		kN	8
	ISO	kgf	933
		lbf	2,057

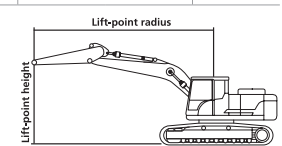
LIFTING CAPACITY

Canopy, 5' 9" (1.75 m) boom, 4' 0" (1.23 m) long arm, 9" (230 mm) rubber track, no bucket, dozer down position. Rating over front Rating over side or 360 degree

Lift-point height ft (m)	Lift-point radius						At max. reach	
	3.3 ft (1.0 m)	4.9 ft (1.5 m)	6.6 ft (2.0 m)	8.2 ft (2.5 m)	9.8 ft (3.0 m)	11.5 ft (3.5 m)	Capacity	Reach
9.8 lb							*710	*710
3.0 kg							*320	*320
6.6 lb				*730	*730	*750	*600	*600
2.0 kg				*330	*330	*340	*270	*270
3.3 lb			*1320	1230	*1040	880	*900	660
1.0 kg			*600	560	*470	400	*410	300
0.0 lb		*1630	*1630	*1900	1120	*1340	820	*1060
0.0 kg		*740	*740	*860	510	*610	370	*480
-3.3 lb	*2250	*2250	*2650	1790	*1740	1120	*1260	820
-1.0 kg	*1020	*1020	*1200	810	*790	510	*570	370
-4.9 lb	*3200	*3200	*1980	1810	*1340	1150		
-1.5 kg	*1450	*1450	*900	820	*610	520		

- Lifting capacities are based on ISO 10567.
- Lifting capacities of HX-A series do not exceed 75% of tipping load with the machine on firm, level ground or 87% of full hydraulic capacity.
- The lift-point is bucket pivot mounting pin on the arm (without bucket mass).
- (*) indicates load limited by hydraulic capacity.

Specifications and features are subject to change without notice.



6100 Atlantic Blvd., Norcross, GA 30071
TEL (678) 823-7777 FAX (678) 823-7778



Printed in U.S.A.



HX17Az-MEX-SP 6/2024 AS v6